

Understanding CPSC Data on Clothes Storage Unit (CSU) Tip-Overs Involving Children

2018 American Home Furnishings Alliance (AHFA) Regulatory Summit
October 24, 2018

Adam Suchy, CPSC

* This information was prepared by the CPSC staff; it has not been reviewed or approved by, and does not necessarily represent the views of the Commission.

National Electronic Injury Surveillance System (NEISS)

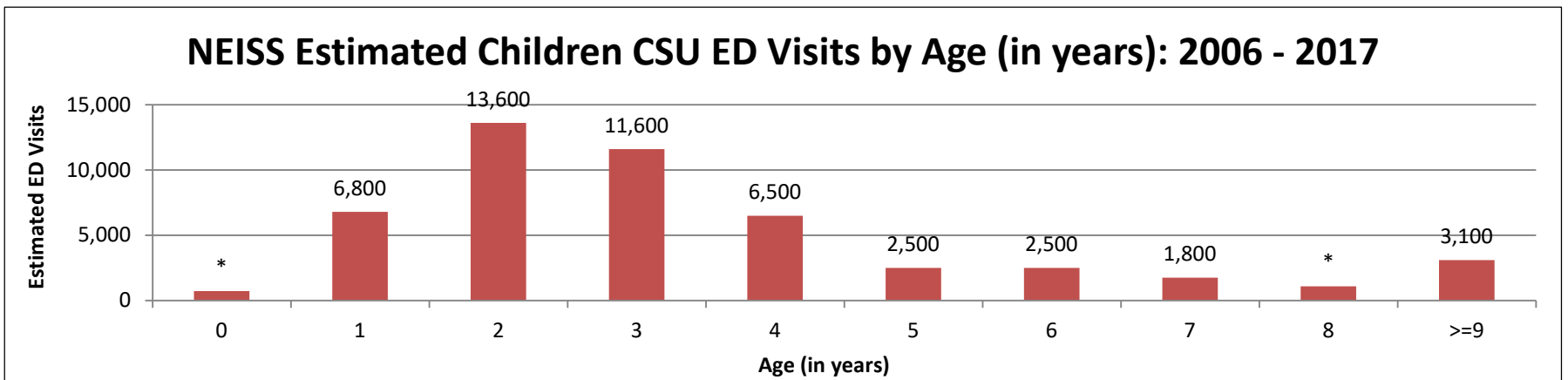
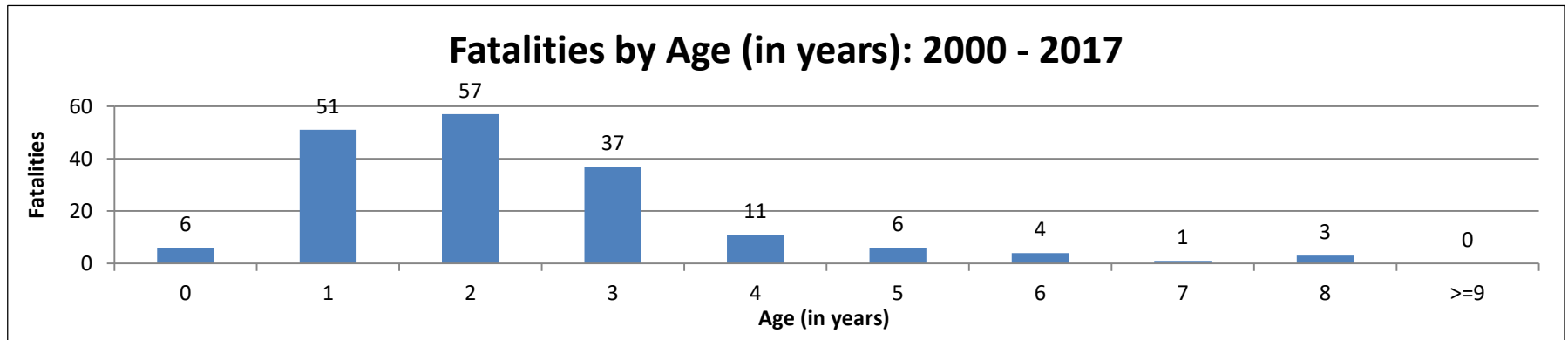
- Nationally representative probability sample of about 100 hospitals, with 24-hour emergency departments and 6 or more beds.
- The system collects 400,000 product-related injury reports each year.
- Probabilistic design allows for national estimates and trend analysis.
- Data is publicly available on: www.cpsc.gov.
- CPSC cannot perform this kind of trend analysis on fatal or nonfatal **incident report data not gathered through NEISS**, which are anecdotal in nature and cannot be used to extrapolate to the U.S. population.

Incident Reports of CSU Tip-Overs

- The tip over reports use only fatal incident data and NEISS injury data.
- Fatality counts are the number of fatalities CPSC is aware of and should be considered a minimum number that have occurred. There may be additional fatalities not reported to CPSC.
- Fatality counts should be considered incomplete for the most recent years 2015-2017 due to a time lag in reporting to CPSC.
- Non-fatal incident report data (not used in annual reports) is better suited for:
 - Discovering a new emerging product hazard;
 - Eye witness accounts which may not be available in official reports; and
 - Identification of manufacturer or product information.

Child Fatalities and NEISS Injury Estimates of CSU Tip-Overs by Age (in years)

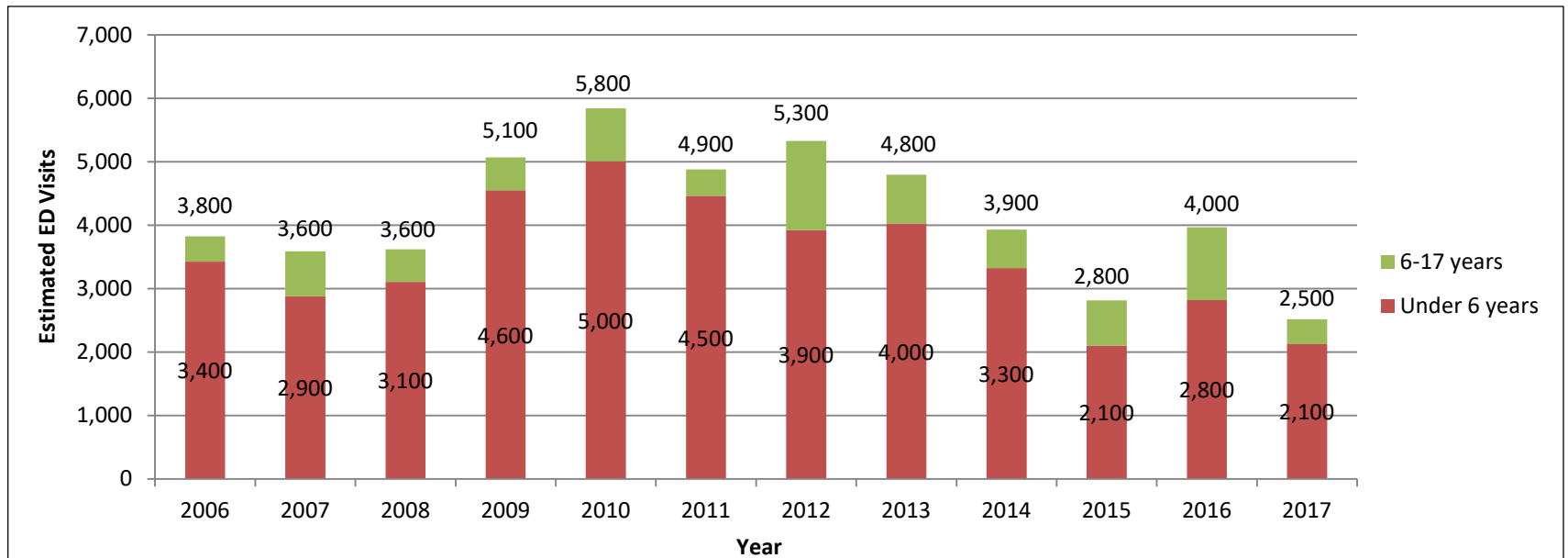
- CSU tip-over fatalities and injuries to children under 18 years appear to decline around the age of 6 years.
- Current voluntary standards focus on children under 6 years.



NEISS CSU Tip-Over Injury Estimates

Children Under 6 Years vs. 6 – 17 Years

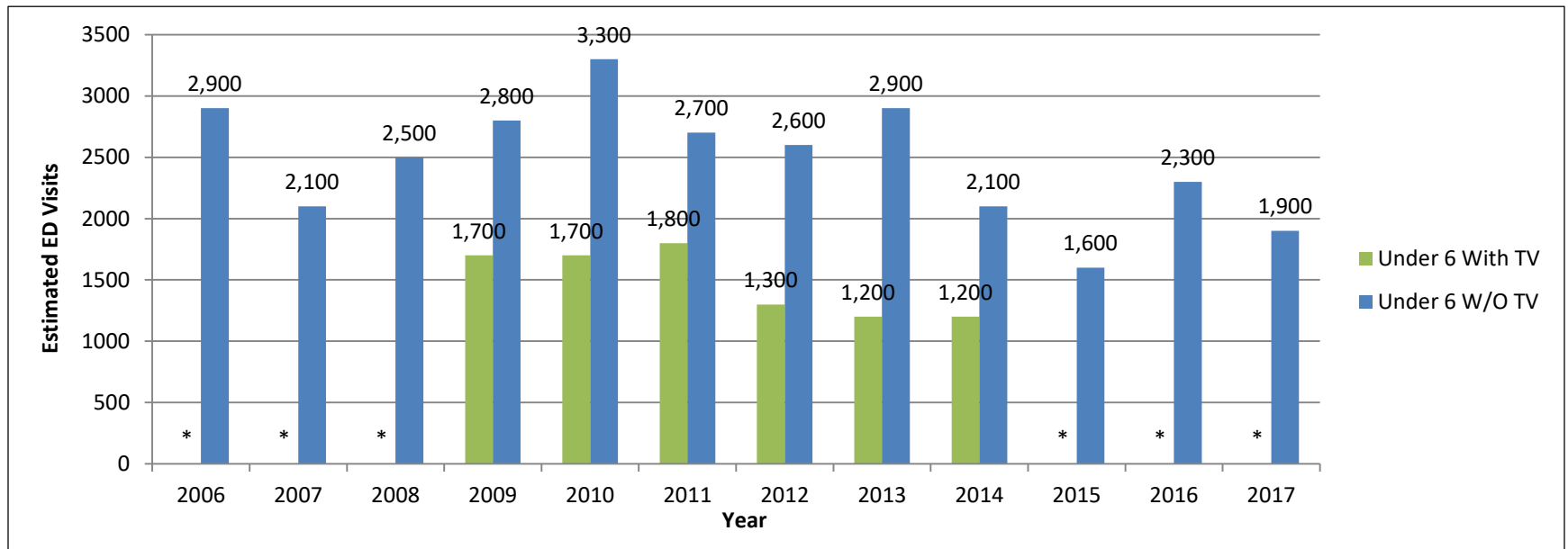
- A statistically significant decreasing trend was detected in the estimated ED visits by children under 6 years old involving CSU tip-over incidents from 2006 to 2017.
- The trend is not significant if incidents involving televisions are removed.
- Estimated ED visits for the 6-17 age group were too small to be reportable.
- Numbers at the top of each bar are the estimated number of all children ED visits each year.
- Detection of trends is sensitive to years selected.



NEISS CSU Tip-Over Injury Estimates

Under 6 Years of Age : TVs Involved vs. No TVs Involved

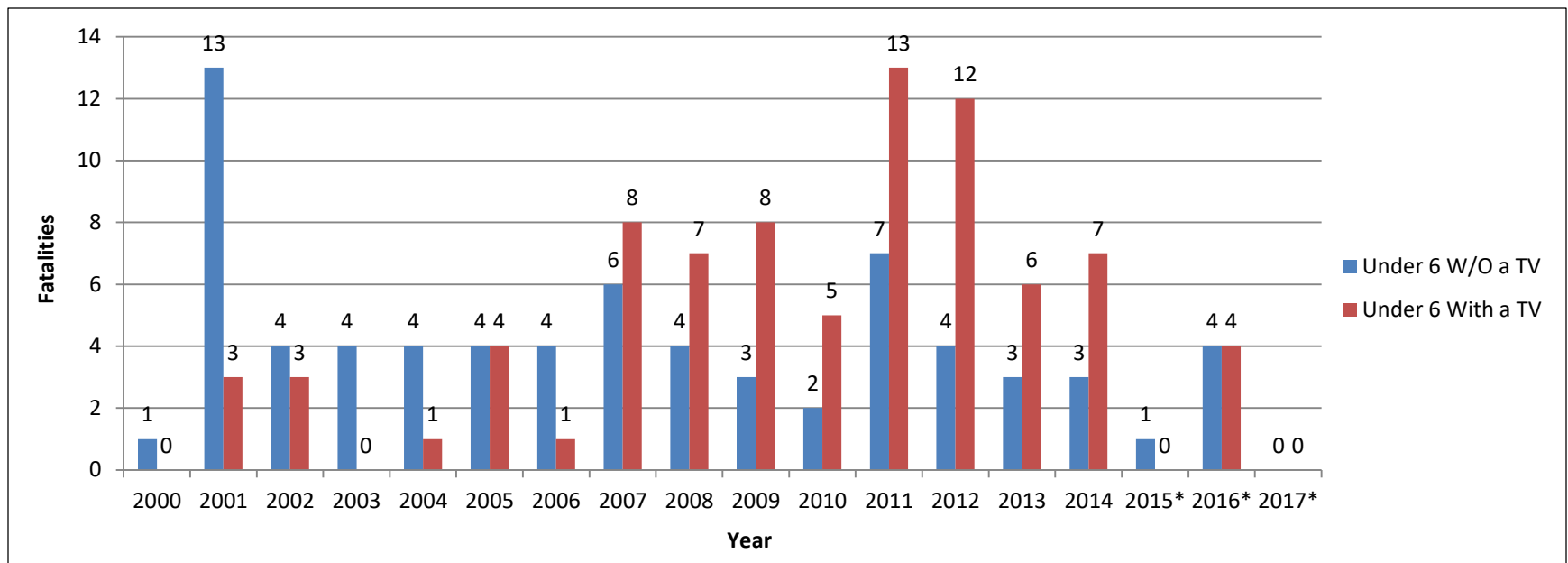
- From 2010 to 2017, there is a statistically significant decreasing trend in estimated ED visits by children under 6 years due to CSU tip-over incidents when televisions were **not** involved.
- In the 2018 Annual Tip-Over Report, **overall television tip-over injury estimates** (all ages, with and without furniture also falling) **rise from 15,900 ED visits in 2006 to 20,000 in 2010, and then dropped every year to an estimated 6,600 in 2017 (pattern is similar to the TV estimates in the graph below).**
- Findings in the under-6-year age group are consistent with the hypothesis that declines in overall CSU tip-over incidents are driven to at least some degree by changes in TV tip-overs.
- For Years 2006 thru 2008 and 2015 thru 2017, estimates were too small to report when TVs were involved.



CSU Tip-Over Fatality Reports

Under 6 Years of Age : TVs Involved vs. No TVs Involved

- Reported deaths are neither a complete count of all occurring during the reported time period nor a sample with known probability of selection.
- Due to time lag in reporting to CPSC, fatality counts are considered incomplete for 2015 to 2017.
- In many fatalities involving TVs, the TV was the primary cause of the fatality.
- Every year during 2001 - 2016, (except 2010 and 2015), there were at least 3 CSU tip-over fatalities to children under 6 years when **no** television was involved.



For Further Information:

Adam Suchy

U.S. Consumer Product Safety Commission

Division of Hazard Analysis

asuchy@cpsc.gov

www.cpsc.gov